





c	Institutions	0	0	0	0	0.00	0.00	0	0.00
d	Any Others (Specify)	0	0	0	0	0.00	0.00	0	0.00
d-i		0	0	0	0	0.00	0.00	0	0.00
d-ii		0	0	0	0	0.00	0.00	0	0.00
	Sub Total(A)(2)	0	0	0	0	0.00	0.00	0	0.00
	Total Shareholding of Promoter	13	1151500	1144000	38.38	38.38	38.38	0	0
(B)	Public shareholding								
1	Institutions								
(a)	Mutual Funds/ UTI	0	0	0	0.00	0.00	0.00	0	0.00
(b)	Financial Institutions/ Banks	0	0	0	0.00	0.00	0.00	0	0.00
(c)	Central Government/ State Government(s)	0	0	0	0.00	0.00	0.00	0	0.00
(d)	Venture Capital Funds	0	0	0	0.00	0.00	0.00	0	0.00
(e)	Insurance Companies	0	0	0	0.00	0.00	0.00	0	0.00
(f)	Foreign Institutional Investors	0	0	0	0.00	0.00	0.00	0	0.00
(g)	Foreign Venture Capital Investors	0	0	0	0.00	0.00	0.00	0	0.00
(h)	Any Other (specify)	0	0	0	0.00	0.00	0.00	0	0.00
(h-i)									
(h-ii)									
	Sub-Total (B)(1)	0	0	0	0.00	0.00	0.00	0.00	0.00
B 2	Non-institutions								
(a)	Bodies Corporate	15	145300	600	4.84*	4.84	4.84	0	0.00
(b)	Individuals								

Chief Development Officer

I	Individuals - i. Individual shareholders holding nominal share capital up to Rs 1 lakh	5146	1534600	68800	51.15	51.15	0	0.00
II	ii. Individual shareholders holding nominal share capital in excess of Rs. 1 lakh.	7	168000	0	5.60	5.60	0	0.00
(c)	Any Other (specify)							
(c-i)	Hindu undivided Family	2	600	500	0.0200	0.0200	0	0.00
(c-ii)								
	Sub-Total (B)(2)	5170	1848500	69900	61.62	61.62	0	0.00
(B)	Total Public Shareholding (B)= (B)(1)+(B)(2)	5170	1848500	69900	61.62	61.62	0	0.00
	TOTAL (A)+(B)	5183	3000000	1213900	100.00	100.00		
(C)	Shares held by Custodians and against which Depository Receipts have been issued							
1	Promoter and Promoter Group	0	0	0	0	0.00	0	0.00
2	Public	0	0	0	0	0.00	0	0
	Sub-Total (C)	0	0	0	0	0	0	0
	GRAND TOTAL (A)+(B)+(C)	5183	3000000	1213900		100.00	0	0.00



Sr.No	Notes
1	
2	
3	
4	
5	
6	
7	
8	
9	



D)(b) Statement showing holding of securities (including shares, warrants, convertible securities) of persons belonging to the category "Promoter and Promoter Group"

Sr. No.	Name of the shareholder	Details of Shares held			Encumbered shares (*)			Details of warrants			Details of convertible securities		Total shares (including underlying shares assuming full conversion of warrants and convertible securities) as a % of diluted share capital
		Number of shares held	As a % of grand total (A)+(B)+(C)	No.	As a percent age	As a % of grand total (A)+(B)+(C) of sub-clause (I)(a)	Number of warrants held	As a % of total number of warrants of the same class	Number of convertible securities held	As a % of total number of convertible securities of the same class			
(i)	(ii)	(iii)	(iv)	(v)	(vi) = (v)/(iii)*100	(vii)	(viii)	(ix)	(x)	(xi)	(xii)		
	<b>INDIVIDUALS</b>												
1	N.T.Tara Chand Dugar	200500	6.68	0	0.00	0.00	0	0	0	0	6.68		
2	T.Padam Dugar	30000	1.00	0	0.00	0.00	*0	0	0	0	1.00		
3	T.Ramesh Dugar	30000	1.00	0	0.00	0.00	*0	0	0	0	1.00		
		<b>260500</b>	<b>8.68</b>	<b>0</b>	<b>0</b>	<b>0</b>	<b>0</b>	<b>0</b>	<b>0</b>	<b>0</b>	<b>8.68</b>		













(1)(d) Statement showing details of locked-in shares

Sr. No.	Name of the shareholder	Number of locked-in shares	Locked-in shares as a percentage of total number of shares {i.e., Grand Total (A)+(B)+(C) indicated in Statement at para (1)(a) above}
1	N.Tarachand Dugar	200500	6.68
2	T.Padam Dugar	30000	1.00
3	T.Ramesh Dugar	30000	1.00
4	Dugar Ins India.P Ltd	148600	4.95
5	Dugar Forex Limited	241900	8.06
6	Goodworth Properties	106500	3.55
7	Lazer Housing P Ltd	107500	3.58
8	Pushpa Dugar	210000	7.00
9	P.Amjana Dugar	69000	2.30
10	Sachi Jain	2500	0.08
11	Shruthi Dugar	2500	0.08
12	Jayshree Jain	100	0.00
13	R.Sonali Dugar	2400	0.08
<b>TOTAL</b>		<b>1151500</b>	<b>38.38</b>



(II)(a) Statement showing details of Depository Receipts (DRs)

Sr. No.	Type of outstanding DR (ADRs, GDRs, SDRs, etc.)	Number of outstanding DRs	Number of shares underlying outstanding DRs	Shares underlying outstanding DRs as a percentage of total number of shares {i.e., Grand Total (A)+(B)+(C) indicated in Statement at para (I)(a) above}
1				0.00
2	NIL			0.00
3				0.00
4				0.00
5				0.00
6				0.00
7				0.00
8				0.00
9				0.00
<b>TOTAL</b>		<b>0</b>	<b>0</b>	<b>0.00</b>



(II)(b) Statement showing holding of Depository Receipts (DRs), where underlying shares held by "promoter/promoter group" are in excess of 1% of the total number of shares

Sr. No.	Name of the DR Holder	Type of outstanding DR (ADRs, GDRs, SDRs, etc.)	Number of shares underlying outstanding DRs	Shares underlying outstanding DRs as a percentage of total number of shares {i.e., Grand Total (A)+(B)+(C) indicated in Statement at para (I)(a) above}
1				0.00
2	NIL			0.00
3				0.00
4				0.00
5				0.00
6				0.00
7				0.00
8				0.00
9				0.00
<b>TOTAL</b>			<b>0</b>	<b>0.00</b>

